

Future

Understanding the difference between will and going to.

Going to Usado para ações futuras **planejadas**.

"I am going to Paris".

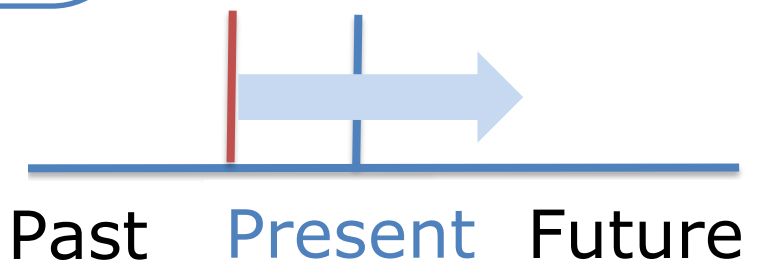
A viagem já está planejada!



Sue and I have decided to have a party. We are going to invite lots of people.

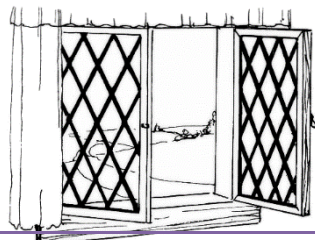


Decisão
antes



Will

Se você decide algo no **momento da conversa**, deverá usar WILL.



"I will close the window".

A pessoa decidiu fechar a janela naquele momento.


That's a great idea. I will invite lots of people.



Let's have a party?



Decisão agora



Past Present Future

Sometimes the difference between **will** and **going to** is very small:

John **will** meet us in the restaurant at 8 o'clock.

Or

John's **going to** meet us in the restaurant at 8 o'clock.

Sometimes the difference between **will** and **going to** is very small:

Will you come back this evening?

Or

Are you going to come back this evening?

GOING TO

SPOKEN ENGLISH

- I am going to text Brad the news right now

Will

FORMAL AND WRITTEN ENGLISH

WILL with expressions such as:
“I THINK”, “MAYBE”.

- I think you'll do well on the test.

- Maybe I'll go to the movies tonight.

Exercises

1) Complete the sentences using will or going to.

- a) A: Oh, I've just realized. I haven't got any money.
a. B: Haven't you? Well, don't worry. _____ you some.
(I / lend)
- b) A: I've got a headache.
a. B: Have you? Wait there and _____ an aspirin for you.
(I / get)
- c) A: Why are you filling that bucket with water?
a. B: _____ the car.
(I / wash)
- d) A: I've decided to repaint this room.
a. B: Oh, have you? What color _____ it?
(you / paint)
- e) A: Where are you going? Are you going shopping?
a. B: Yes, _____ something for dinner.
(I / buy)
- f) A: I don't know how to use this camera.
a. B: It's quite easy. _____ you.
(I / show)
- g) A: Did you post that letter for me?
a. B: Oh, I'm sorry. I completely forgot. _____ it now.
(I / do)

Answers

- a) I'll lend
b) I'll get
c) I'm going to wash
d) are you going to paint
e) I'm going to buy
f) I'll show
g) I'll do